





Administrative Policy and Procedure City of Bonney Lake, Washington

SUBJECT: Sports Concussions – Zackery Lystedt Law – Sports Facility Rentals		
	Policy No. 700.110	Pages: 11
Effective Date: June 30, 2014	Supercedes: None.	
Developed by: HT Edvalson	Department Head Approval: 	Mayor/Administrator Approval: 

1. PURPOSE

The purpose of this policy is to provide information regarding the Zackery Lystedt Law and sports concussions to community youth athletics groups renting the City's sports facilities.

2. ORGANIZATIONS AFFECTED

All Departments and Divisions administering the reservation and rental of the City's athletic facilities.

3. REFERENCES

RCW 28A.600.190 Youth sports – Concussions and head injury guidelines – Injured athlete restrictions – Short title.

4. DEFINITIONS

4.1 Community Athletics Program – Any athletic program that is organized for the purpose of training for and engaging in athletic activity and competition that is in any way operated, conducted, administered or supported by the City of Bonney Lake, or rents the City's sports facilities.

4.2 Sports Facilities – Any property owned, operated or administered by the City of Bonney Lake and used for the purpose of training for and/or engaging in athletic activity and competition.

5. RESPONSIBILITIES

5.1 While the City of Bonney Lake is not directly subject to the Zackery Lystedt Law, the City Department responsible for the rental of the City's sports facilities will assure that community athletics programs renting the city's facilities are provided this policy and attachments in an effort to promote awareness of the risk of concussion in youth sports. The Administrative Services Department is currently responsible for the rental of the City's sports facilities.

6. STATEMENTS OF POLICY AND PROCEDURE

6.1 The City of Bonney Lake is concerned for the safety of youth participating in community athletics programs, particularly with respect to youth concussions and other head injuries.

6.1.1 The Department responsible for reserving and renting the City's sports facilities will provide a copy of this policy and attachments to the person making reservations on behalf of community athletics programs.

6.1.2 The City will maintain this policy information on its website including web links to sources of information regarding the Zackery Lystedt Law and head injuries in youth sports.

7. ATTACHMENTS

- A. Information Regarding the Zackery Lystedt Law and Head Injuries in Youth Sports.
- B. Parents Information Sheet
- C. Athletes Information Sheet
- D. Coaches Information Sheet

CITY OF BONNEY LAKE
Information Regarding the Zackery Lystedt Law and
Head Injuries in Youth Sports


Youth sports pose an inherent risk of injury to young athletes. Events in the past several years, such as the death of a seventeen year old football player in Spokane Valley, confirm that athletes can suffer potentially catastrophic brain injury during athletic competition. To address this concern, the Washington State Legislature adopted the Zackery Lystedt Law, which requires that school and private nonprofit community athletic programs using school facilities restrict participation by athletes who may have suffered a concussion. The Law mandates the removal of a player suspected of having a concussion from competition or practice; written clearance to return to competition or practice from a trained health care provider trained in evaluation and management of concussions; education and training of coaches in how to recognize and respond to possible symptoms and signs of a concussion; notification to youth athletes and parents about the nature and risk of head injury and concussions; and a written acknowledgement by youth athletes and parents that they have been provided an education sheet about the risks of concussions.

The City of Bonney Lake does not use school athletic facilities in its community athletic field rentals, and therefore, is not directly subject to the Zackery Lystedt Law. However, in the interest of promoting awareness of the potential for sports concussions and brain injuries, the City of Bonney Lake will provide all community athletics programs renting the City's parks facilities with information regarding the possible symptoms and signs of concussion.

Among the many other detailed sources of information on concussion prevention and management is the Washington Interscholastic Activities Association Webpage found at www.wiaa.com. Look for the Publications tab and Concussion Management Guidelines at this website. Additional information is also available from the Centers for Disease Control and Prevention at www.cdc.gov/concussion/headsup/youth.html.

Thank you for your attention, and play safely!

The City of Bonney Lake
Department of Administrative Services



A Fact Sheet for PARENTS

WHAT IS A CONCUSSION?

A concussion is a type of traumatic brain injury. Concussions are caused by a bump or blow to the head. Even a “ding,” “getting your bell rung,” or what seems to be a mild bump or blow to the head can be serious.

You can’t see a concussion. Signs and symptoms of concussion can show up right after the injury or may not appear or be noticed until days or weeks after the injury. If your child reports any symptoms of concussion, or if you notice the symptoms yourself, seek medical attention right away.

WHAT ARE THE SIGNS AND SYMPTOMS OF A CONCUSSION?

Signs Observed by Parents or Guardians

If your child has experienced a bump or blow to the head during a game or practice, look for any of the following signs and symptoms of a concussion:

- Appears dazed or stunned
- Is confused about assignment or position
- Forgets an instruction
- Is unsure of game, score, or opponent
- Moves clumsily
- Answers questions slowly
- Loses consciousness (even briefly)
- Shows mood, behavior, or personality changes

Symptoms Reported by Athlete

- Headache or “pressure” in head
- Nausea or vomiting
- Balance problems or dizziness
- Double or blurry vision
- Sensitivity to light
- Sensitivity to noise
- Feeling sluggish, hazy, foggy, or groggy
- Concentration or memory problems
- Confusion
- Just “not feeling right” or “feeling down”

HOW CAN YOU HELP YOUR CHILD PREVENT A CONCUSSION OR OTHER SERIOUS BRAIN INJURY?

- Ensure that they follow their coach’s rules for safety and the rules of the sport.
- Encourage them to practice good sportsmanship at all times.
- Make sure they wear the right protective equipment for their activity. Protective equipment should fit properly and be well maintained.
- Wearing a helmet is a must to reduce the risk of a serious brain injury or skull fracture.
 - However, helmets are not designed to prevent concussions. There is no “concussion-proof” helmet. So, even with a helmet, it is important for kids and teens to avoid hits to the head.

WHAT SHOULD YOU DO IF YOU THINK YOUR CHILD HAS A CONCUSSION?

1. SEEK MEDICAL ATTENTION RIGHT AWAY.

A health care professional will be able to decide how serious the concussion is and when it is safe for your child to return to regular activities, including sports.

2. KEEP YOUR CHILD OUT OF PLAY.

Concussions take time to heal. Don’t let your child return to play the day of the injury and until a health care professional says it’s OK. Children who return to play too soon—while the brain is still healing—risk a greater chance of having a repeat concussion. Repeat or later concussions can be very serious. They can cause permanent brain damage, affecting your child for a lifetime.

3. TELL YOUR CHILD’S COACH ABOUT ANY PREVIOUS CONCUSSION.

Coaches should know if your child had a previous concussion. Your child’s coach may not know about a concussion your child received in another sport or activity unless you tell the coach.

It’s better to miss one game than the whole season.

For more information, visit www.cdc.gov/Concussion.



Hoja Informativa para los PADRES

¿QUÉ ES LA CONMOCIÓN CEREBRAL?

Una conmoción cerebral es una lesión en el cerebro, causada por un golpe en la cabeza o una sacudida. Incluso una pequeña conmoción o lo que parece ser un golpe o sacudida leve puede ser serio.

La conmoción cerebral no puede verse. Los signos y síntomas de una conmoción pueden aparecer inmediatamente después de la lesión o puede que no aparezcan, o se hagan visibles algunos días o meses después de haber sufrido la lesión. Si su hijo tiene los signos de una conmoción cerebral o si usted nota algún síntoma, busque atención médica de inmediato.

¿CUÁLES SON LOS SIGNOS Y SÍNTOMAS DE LA CONMOCIÓN CEREBRAL?

Signos que notan los padres y los tutores

Si su hijo ha sufrido un golpe en la cabeza o una sacudida durante un juego o una práctica, obsérvelo para determinar si tiene alguno de los siguientes signos y síntomas de una conmoción cerebral:

- Luce aturdido o fuera de control
- Se confunde con la actividad asignada
- Olvida las jugadas
- No se muestra seguro del juego, la puntuación ni de sus adversarios
- Se mueve con torpeza
- Responde con lentitud
- Pierde el conocimiento (así sea momentáneamente)
- Muestra cambios de conducta o de personalidad
- No puede recordar lo ocurrido antes de un lanzamiento o un caída
- No puede recordar lo ocurrido después de un lanzamiento o un caída

Síntomas que reporta el atleta

- Dolor o "presión" en la cabeza
- Náuseas o vómitos
- Problemas de equilibrio, mareo
- Visión doble o borrosa
- Sensibilidad a la luz y al ruido
- Se siente débil, confuso, aturdido o grogui
- Problemas de concentración o memoria
- Confusión
- No se "siente bien"

¿CÓMO AYUDAR A SU HIJO A PREVENIR UNA CONMOCIÓN CEREBRAL?

Aunque todo deporte es diferente, hay medidas que puede tomar para protegerse.

- Haga que siga las reglas impartidas por el entrenador y las reglas del deporte que practica.
- Invítelo a mantener el espíritu deportivo en todo momento.
- Haga que su hijo use el equipo protector adecuado según la actividad que realiza. El equipo de protección debe ajustarse bien, debe hacerse el mantenimiento adecuado, y el jugador debe usarlo correctamente y en todo momento.

¿QUÉ DEBE HACER SI CREE QUE SU HIJO HA SUFRIDO UNA CONMOCIÓN CEREBRAL?

- 1. Busque atención médica de inmediato.** Un profesional de la salud podrá determinar la seriedad de la conmoción cerebral que ha sufrido el niño y cuándo podrá regresar al juego sin riesgo alguno.
- 2. No permita que su hijo siga jugando.** Las conmociones cerebrales necesitan de un cierto tiempo para curarse. No permita que su hijo regrese al juego hasta que un profesional de la salud le haya dicho que puede hacerlo. Los niños que regresan al juego antes de lo debido—mientras el cerebro está en proceso de curación—corren un mayor riesgo de sufrir otra conmoción. Las conmociones cerebrales siguientes pueden ser muy serias. Pueden causar daño cerebral permanente que afectarán al niño de por vida.
- 3. Informe al entrenador del niño sobre cualquier conmoción cerebral que el niño haya sufrido recientemente.** Los entrenadores deben saber si el niño ha sufrido una conmoción recientemente en CUALQUIER deporte. El entrenador no necesariamente sabrá si el niño ha tenido una conmoción en otro deporte o actividad a menos que usted se lo diga.

Es preferible perderse un juego que toda la temporada.

Para obtener más información, visite www.cdc.gov/ConcussionInYouthSports.



A Fact Sheet for **ATHLETES**

CONCUSSION FACTS

A concussion is a brain injury that affects how your brain works.

- A concussion is caused by a bump, blow, or jolt to the head or body.
- A concussion can happen even if you haven't been knocked out.
- If you think you have a concussion, you should not return to play on the day of the injury and not until a health care professional says you are OK to return to play.

CONCUSSION SIGNS AND SYMPTOMS

Concussion symptoms differ with each person and with each injury, and they may not be noticeable for hours or days. Common symptoms include:

- Headache
- Confusion
- Difficulty remembering or paying attention
- Balance problems or dizziness
- Feeling sluggish, hazy, foggy, or groggy
- Feeling irritable, more emotional, or "down"
- Nausea or vomiting
- Bothered by light or noise
- Double or blurry vision
- Slowed reaction time
- Sleep problems
- Loss of consciousness

During recovery, exercising or activities that involve a lot of concentration (such as studying, working on the computer, or playing video games) may cause concussion symptoms to reappear or get worse.

WHAT SHOULD I DO IF I THINK I HAVE A CONCUSSION?

- **DON'T HIDE IT. REPORT IT.** Ignoring your symptoms and trying to "tough it out" often makes symptoms worse. Tell your coach, parent, and athletic trainer if you think you or one of your teammates may have a concussion. Don't let anyone pressure you into continuing to practice or play with a concussion.
- **GET CHECKED OUT.** Only a health care professional can tell if you have a concussion and when it's OK to return to play. Sports have injury timeouts and player substitutions so that you can get checked out and the team can perform at its best. The sooner you get checked out, the sooner you may be able to safely return to play.
- **TAKE CARE OF YOUR BRAIN.** A concussion can affect your ability to do schoolwork and other activities. Most athletes with a concussion get better and return to sports, but it is important to rest and give your brain time to heal. A repeat concussion that occurs while your brain is still healing can cause long-term problems that may change your life forever.

HOW CAN I HELP PREVENT A CONCUSSION?

Every sport is different, but there are steps you can take to protect yourself.

- Follow your coach's rules for safety and the rules of the sport.
- Practice good sportsmanship at all times.

It's better to miss one game than the whole season.

For more information, visit www.cdc.gov/Concussion.



ATENCIÓN CONMOCIÓN CEREBRAL EN EL DEPORTE JUVENIL

Hoja Informativa para los ATLETAS

¿QUÉ ES LA CONMOCIÓN CEREBRAL?

La conmoción cerebral es una lesión del cerebro que:

- Es causada por un golpe en la cabeza o una sacudida
- Puede cambiar el funcionamiento normal del cerebro
- Puede ocurrir en cualquier deporte durante las prácticas de entrenamiento o durante un juego
- Puede ocurrir aun cuando no se haya perdido el conocimiento
- Puede ser seria aun si se piensa que sólo se trata de un golpe leve

¿CUÁLES SON LOS SÍNTOMAS DE LA CONMOCIÓN CEREBRAL?

- Dolor o "presión" en la cabeza
- Náuseas (sentir que quieres vomitar)
- Problemas de equilibrio, mareo
- Visión doble o borrosa
- Molestia causada por la luz
- Molestia causada por el ruido
- Sentirse debilitado, confuso, aturdido o grogui
- Dificultad para concentrarse
- Problemas de memoria
- Confusión
- No "sentirse bien"

¿QUÉ DEBO HACER SI CREO QUE HE SUFRIDO UNA CONMOCIÓN CEREBRAL?

- **Dile a tus entrenadores y a tus padres.** Nunca ignores un golpe en la cabeza o una sacudida aun cuando te sientas bien. También dile al entrenador si crees que uno de tus compañeros de equipo sufrió una conmoción.

- **Ve al médico para que te examine.** Un médico u otro profesional de la salud podrá decirte si sufriste una conmoción cerebral y cuándo estarás listo para volver a jugar.
- **Tómate el tiempo suficiente para curarte.** Si sufriste una conmoción cerebral, tu cerebro necesitará tiempo para sanar. Es más probable que sufras una segunda conmoción mientras tu cerebro esté en proceso de curación. Las segundas conmociones y cualquier conmoción adicional pueden causar daños al cerebro. Por eso es importante que descanses hasta que un médico u otro profesional de la salud te permitan regresar al campo de juego.

¿CÓMO PUEDO PREVENIR UNA CONMOCIÓN CEREBRAL?

Aunque todo deporte es diferente, hay medidas que puedes tomar para protegerte.

- Sigue las reglas de seguridad del entrenador y las reglas del deporte que practicas.
- Mantén el espíritu deportivo en todo momento.
- Utiliza los implementos deportivos adecuados, incluido el equipo de protección personal. Para que este equipo te proteja, debe:
 - > Ser adecuado para el deporte que practicas, tu posición en el juego y tipo de actividad
 - > Usarse correctamente y ajustarse bien a tu cuerpo
 - > Usarse en todo momento durante el juego

Es preferible perderse un juego que toda la temporada.

Para obtener más información, visite www.cdc.gov/ConcussionInYouthSports.



A Fact Sheet for **COACHES**

To download the coaches fact sheet in Spanish, please visit www.cdc.gov/ConcussionInYouthSports

Para descargar la hoja informativa para los entrenadores en español, por favor visite

www.cdc.gov/ConcussionInYouthSports

THE FACTS

- A concussion is a **brain injury**.
- All concussions are **serious**.
- Concussions can occur **without** loss of consciousness.
- Concussions can occur **in any sport**.
- Recognition and proper management of concussions when they **first occur** can help prevent further injury or even death.

WHAT IS A CONCUSSION?

Concussion, a type of traumatic brain injury, is caused by a bump, blow, or jolt to the head. Concussions can also occur from a blow to the body that causes the head and brain to move quickly back and forth—causing the brain to bounce around or twist within the skull.

This sudden movement of the brain can cause stretching and tearing of brain cells, damaging the cells and creating chemical changes in the brain.

HOW CAN I RECOGNIZE A POSSIBLE CONCUSSION?

To help spot a concussion, you should watch for and ask others to report the following two things:

1. A forceful bump, blow, or jolt to the head or body that results in rapid movement of the head.
2. Any concussion signs or symptoms, such as a change in the athlete's behavior, thinking, or physical functioning.

Signs and symptoms of concussion generally show up soon after the injury. But the full effect of the injury may not be noticeable at first. For example, in the first few minutes the athlete might be slightly confused or appear a little bit dazed, but an hour later he or she can't recall coming to the practice or game.

You should repeatedly check for signs of concussion and also tell parents what to watch out for at home. Any worsening of concussion signs or symptoms indicates a medical emergency.

It's better to miss one game than the whole season.

SIGNS AND SYMPTOMS¹

SIGNS OBSERVED BY COACHING STAFF

- Appears dazed or stunned
- Is confused about assignment or position
- Forgets an instruction
- Is unsure of game, score, or opponent
- Moves clumsily
- Answers questions slowly
- Loses consciousness (even briefly)
- Shows mood, behavior, or personality changes
- Can't recall events prior to hit or fall
- Can't recall events after hit or fall

SYMPTOMS REPORTED BY ATHLETE

- Headache or "pressure" in head
- Nausea or vomiting
- Balance problems or dizziness
- Double or blurry vision
- Sensitivity to light
- Sensitivity to noise
- Feeling sluggish, hazy, foggy, or groggy
- Concentration or memory problems
- Confusion
- Just "not feeling right" or "feeling down"

Adapted from Lovell et al. 2004

WHAT ARE CONCUSSION DANGER SIGNS?

In rare cases, a dangerous blood clot may form on the brain in an athlete with a concussion and crowd the brain against the skull. Call 9-1-1 or take the athlete to the emergency department right away if after a bump, blow, or jolt to the head or body the athlete exhibits one or more of the following danger signs:

- One pupil larger than the other
- Is drowsy or cannot be awakened
- A headache that gets worse
- Weakness, numbness, or decreased coordination
- Repeated vomiting or nausea
- Slurred speech
- Convulsions or seizures
- Cannot recognize people or places
- Becomes increasingly confused, restless, or agitated
- Has unusual behavior
- Loses consciousness (even a brief loss of consciousness should be taken seriously)

WHY SHOULD I BE CONCERNED ABOUT CONCUSSIONS?

Most athletes with a concussion will recover quickly and fully. But for some athletes, signs and symptoms of concussion can last for days, weeks, or longer.

If an athlete has a concussion, his or her brain needs time to heal. A repeat concussion that occurs before the brain recovers from the first—usually within a short time period (hours, days, weeks)—can slow recovery or increase the chances for long-term problems. In rare cases, repeat concussions can result in brain swelling or permanent brain damage. It can even be fatal.^{2,3}

HOW CAN I HELP ATHLETES TO RETURN TO PLAY GRADUALLY?

An athlete should return to sports practices under the supervision of an appropriate health care professional. When available, be sure to work closely with your team's certified athletic trainer.

Below are five gradual steps that you and the health care professional should follow to help safely return an athlete to play. Remember, this is a gradual process. These steps should not be completed in one day, but instead over days, weeks, or months.

BASELINE: Athletes should not have any concussion symptoms. Athletes should only progress to the next step if they do not have any symptoms at the current step.

STEP 1: Begin with light aerobic exercise only to increase an athlete's heart rate. This means about 5 to 10 minutes on an exercise bike, walking, or light jogging. No weight lifting at this point.

STEP 2: Continue with activities to increase an athlete's heart rate with body or head movement. This includes moderate jogging, brief running, moderate-intensity stationary biking, moderate-intensity weightlifting (reduced time and/or reduced weight from your typical routine).

STEP 3: Add heavy non-contact physical activity, such as sprinting/running, high-intensity stationary biking, regular weightlifting routine, non-contact sport-specific drills (in 3 planes of movement).

STEP 4: Athlete may return to practice and full contact (if appropriate for the sport) in controlled practice.

STEP 5: Athlete may return to competition.

If an athlete's symptoms come back or she or he gets new symptoms when becoming more active at any step, this is a sign that the athlete is pushing him or herself too hard.

The athlete should stop these activities and the athlete's health care provider should be contacted. After more rest and no concussion symptoms, the athlete should begin at the previous step.

PREVENTION AND PREPARATION

Insist that safety comes first. To help minimize the risks for concussion or other serious brain injuries:

- Ensure that athletes follow the rules for safety and the rules of the sport.
- Encourage them to practice good sportsmanship at all times.
- Wearing a helmet is a must to reduce the risk of severe brain injury and skull fracture.
 - However, helmets are not designed to prevent concussions. There is no "concussion-proof" helmet. So, even with a helmet, it is important for kids and teens to avoid hits to the head.

Check with your league, school, or district about concussion policies. Concussion policy statements can be developed to include:

- The school or league's commitment to safety
- A brief description of concussion
- Information on when athletes can safely return to school and play.

Parents and athletes should sign the concussion policy statement at the beginning of the season.

ACTION PLAN

WHAT SHOULD I DO WHEN A CONCUSSION IS SUSPECTED?

No matter whether the athlete is a key member of the team or the game is about to end, an athlete with a suspected concussion should be immediately removed from play. To help you know how to respond, follow the Heads Up four-step action plan:

1. REMOVE THE ATHLETE FROM

PLAY. Look for signs and symptoms of a concussion if your athlete has experienced a bump or blow to the head or body. When in doubt, sit them out!

2. ENSURE THAT THE ATHLETE IS EVALUATED BY AN APPROPRIATE HEALTH CARE PROFESSIONAL.

Do not try to judge the severity of the injury yourself. Health care professionals have a number of methods that they can use to assess the severity of concussions. As a coach, recording the following information can help health care professionals in assessing the athlete after the injury:

- Cause of the injury and force of the hit or blow to the head or body
- Any loss of consciousness (passed out/knocked out) and if so, for how long
- Any memory loss immediately following the injury

- Any seizures immediately following the injury
- Number of previous concussions (if any)

3. INFORM THE ATHLETE'S PARENTS OR GUARDIANS.

Let them know about the possible concussion and give them the Heads Up fact sheet for parents. This fact sheet can help parents monitor the athlete for signs or symptoms that appear or get worse once the athlete is at home or returns to school.

4. KEEP THE ATHLETE OUT OF PLAY.

An athlete should be removed from play the day of the injury and until an appropriate health care professional says they are symptom-free and it's OK to return to play. After you remove an athlete with a suspected concussion from practice or play, the decision about return to practice or play is a medical decision.

REFERENCES

1. Lovell MR, Collins MW, Iverson GL, Johnston KM, Bradley JP. Grade 1 or "ding" concussions in high school athletes. *The American Journal of Sports Medicine* 2004; 32(1):47-54.
2. Institute of Medicine (US). Is soccer bad for children's heads? Summary of the IOM Workshop on Neuropsychological Consequences of Head Impact in Youth Soccer. Washington (DC): National Academies Press; 2002.
3. Centers for Disease Control and Prevention (CDC). Sports-related recurrent brain injuries-United States. *Morbidity and Mortality Weekly Report* 1997; 46(10):224-227. Available at: www.cdc.gov/mmwr/preview/mmwrhtml/00046702.htm.

*If you think your athlete has a concussion...
take him/her out of play and seek the advice of a health care professional
experienced in evaluating for concussion.*

For more information, visit www.cdc.gov/Concussion.